

CUMING MICROWAVE

Technical Bulletin 320-3

C-RAM AR RETCULATED FOAM BROADBAND RADAR ABSORBER

RoHS
Compliant


C-RAM AR is a line of reticulated foam Radar Absorbing sheet materials, comprised of urethane foam and a gradient lossy coating. C-RAM AR absorbs microwave energy across a wide range of frequencies. Typically the thicker the material the lower in frequency C-RAM AR will attenuate. C-RAM AR has proven to be ideal for lining shrouds of communications antennas for the suppression of sidelobes. It can also be used to cover fences to separate adjacent antennas, and shield or isolate equipment. The open-cell structure permits airflow freely through the absorber. When used outdoors, rain will also freely drain from the product. Cuming Microwave offers two types of C-RAM AR: our standard performance AR and high performance AR.

C-RAM AR SELECTION

Typically the standard performance AR is suitable for most antenna shroud applications, and high performance AR is suited for applications where maximum attenuation is desired, such as RCS reduction, chamber fences, Radomes, electronic enclosures and foam through applications. If standard performance AR is suitable it will cost less than high performance AR. Reticulated foam absorbers in general are the lowest cost absorbers, including high performance AR. AR can also be supplied as an insertion loss material. On specialty applications AR has been purchased up to 3.0" thick. Consult the factory if a required thickness is not listed.

TYPICAL PROPERTIES

Porosity, pores per inch: 4-20
Tensile strength, psi: 8-12
Tear strength, lb/inch width: 2.2
Density, lb/ft³: 3.0
Ultimate elongation (%): 275



Environmental Properties

Operating temp., max: 250°F
Ozone adverse affects: No

Fungus Resistance,
Evidence of fungus growth: No

TYPICAL REFLECTIVITY

(dB down from reference)

Standard Performance (SP) Grade:

Thk.	Performance	Freq. Range
0.375in.	-12 dB	10 GHz & up
0.50in.	-12 dB	8 GHz & up
0.75in.	-12 dB	6 GHz & up
1.0in.	-12 dB	6 GHz & up
1.25in.	-12 dB	5 GHz & up

High Performance (HP) Grade:

Thk.	Performance	Freq. Range
0.375in.	-20 dB	10 GHz & up
0.50in.	-20 dB	8 GHz & up
0.75in.	-20 dB	6 GHz & up
1.00in.	-20 dB	6 GHz & up
1.25in.	-20 dB	5 GHz & up

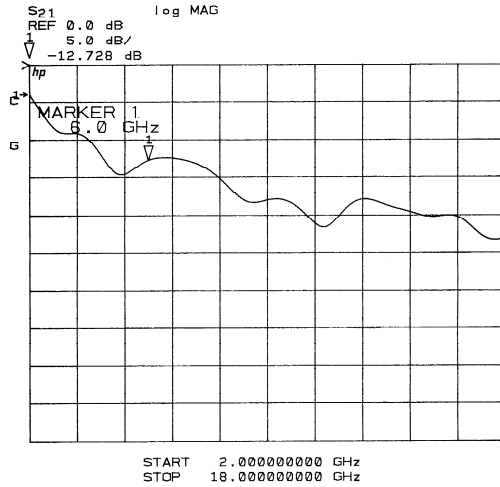
Document Control No. N-07-000-501169-E
11/03/11 Page 1 of 2

METHOD OF APPLICATION

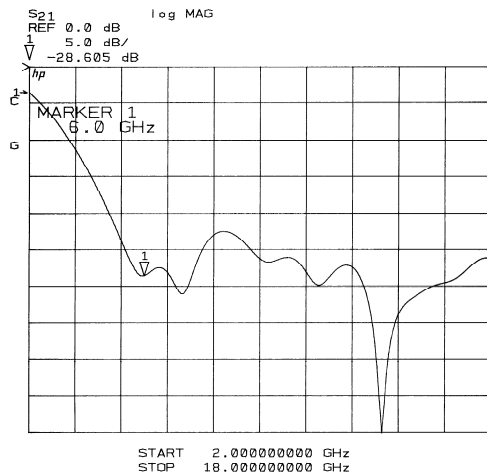
Typically C-RAM can be adhered in place using Neoprene contact adhesives or can be mechanically fastened using low dielectric plastic fasteners. C-RAM AR is easily cut by bandsaw, utility knife, or shears. It is easily applied to curves or cut to fit into various sizes.

AVAILABILITY

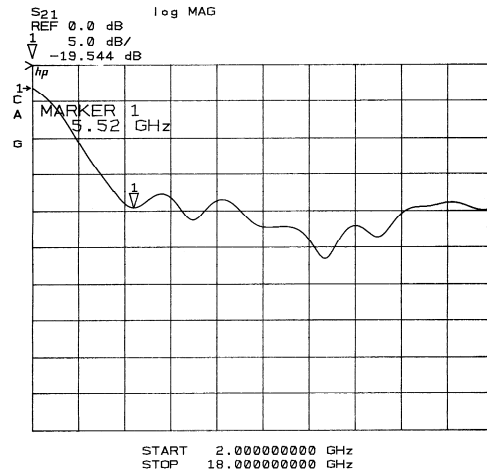
C-RAM AR is available in standard sizes of 24 x 24 in (610 X 610mm) and 24 x48 in. (610 x 1200mm). Other sizes are available. Cuming Microwave can also supply parts cut to drawings. Consult the factory for other sizes.



Above: Typical Reflectivity of C-RAM AR (SP) in 0.75 inch thickness



Above: Typical Reflectivity of C-RAM AR (HP) in 0.75 inch thickness



Above: C-RAM AR (HP) 0.75 inch foamed through with C-FOAM PK to form a rigid absorber panel.

The information in this technical bulletin, although believed to be accurate, is not to be taken as a warranty for which Cuming Microwave assumes legal responsibility, nor as permission or recommendation to practice any patented invention without license. It is offered for verification by the customer, who must make the final judgment of suitability for any application.